

Clematis 'Diamantina'

Launched at Chelsea 2010

New for 2010 - Exceptional, pom-pom like blue double flowers

Flowering	Blooms from summer to autumn
Height	2m (6ft)
Site	Any aspect except north
Pruning	Light pruning end of winter/early spring

Clematis 'Diana's Delight'

Unusual blue colouring, with a creamy yellow centre, Very free-flowering.

Flowering	Early to mid summer and late summer to early autumn
Height	2m (6ft)
Site	Any aspect
Pruning	Prune to 30cm (12") in early spring

Clematis 'Empress'

Large double flowers with pink outer sepals and a darker pink bar.

Flowering	Flowers from late spring to summer
Height	2.5m (8ft)
Site	Any aspect in a sunny position
Pruning	Light prune in early spring

Clematis 'Fleuri'

Deep purple flowers with contrasting centres. Great for containers.

Flowering	Spring to late summer
Height	1.2m (4ft)
Site	Any with partial shade
Pruning	Once in spring down to 30cm

Clematis 'Franziska Marie'

Extremely free flowering double Clematis with mauve flowers

Flowering	Early summer to autumn
Height	2.5m (8ft)
Site	Best in south, west or east facing
Pruning	Light prune in early spring

Clematis 'Galore'

Free-flowering purple flowers from midsummer to autumn.

Flowering	Mid to late summer
Height	2.5-3m (8-10ft)
Site	Any aspect
Pruning	Hard prune in early spring

Clematis 'Hyde Hall'

Off white flowers with green and pink tinges.

Flowering	Early flowers
Height	2m (6ft)
Site	South, east or west facing
Pruning	Light prune in early spring

Clematis 'Ice Blue'

Dramatic white flowers suffused with pale blue giving a true 'ice blue' colour.

Flowering	Early summer and autumn
Height	2m (6ft)
Site	North, east or west facing
Pruning	Light prune in early spring

Collections:

Garland (indoor/outdoor):

- An exciting and unusual collection for the home and garden.
- Will flower indoors in early winter for up to 8 weeks before becoming ready to plant outside the following spring.
- Well lit position (e.g. conservatories, sunrooms or near windows).
- Plant outside in containers or grow through companion plants.
- **Varieties:** Cassis.

Boulevard (compact patio):

- Ideal for growing in containers, patios or small spaces.
- Compact, easy care, bushy habit.
- Long flowering period from spring to late summer.
- Vigorous regrowth each spring.
- Can be enjoyed indoors before planting outdoors.
- **Varieties:** Angelique, Cezanne, Chantilly, Fleuri and Parisienne.

Patio & Garden:


- Ideal for gardens, covering wall mounted supports, archways, trellis or pergolas.
- Can also be used in larger container/obelisk designs.
- Long flowering season, repeat flowering.
- **Varieties:** Anna Louise, Galore, Hyde Hall, Ice Blue, Kingfisher, Rebecca and Rosemoor.

Regal (doubles):

- Double flowered Clematis with long flower life.
- Can be grown in gardens or containers
- Use with wall-mounted supports, trellis, pergolas or obelisks.
- **Varieties:** Arctic Queen, Crystal Fountain, Franziska Marie and Josephine.

Bents Garden and Home
Warrington Road, Glazebury
Warrington, Cheshire, WA3 5NT
tel: 01942 266300, **fax:** 01942 266310,
www.bents.co.uk

Raymond Evison Clematis at Bents



Clematis 'Amethyst Beauty'

Launched at Hampton Court 2010

Deep velvet purple flowers maturing to purple blue with red anthers.

Flowering	Early to late summer
Height	180cm (6ft)
Site	Any aspect except north
Pruning	Early spring to 30cm

Clematis 'Angelique'

Light blue flowers with a light reddish brown centre.

Flowering	Spring to late summer
Height	1.5m (5ft)
Site	Any site with partial shade
Pruning	Once in spring down to 30cm (12")

Clematis 'Anna Louise'

Violet flowers. Good container or garden Clematis.

Flowering	Spring to late summer
Height	2-2.5m (6-8ft)
Site	Any site, but ideal for a sunny position
Pruning	Light prune in early spring

Clematis 'Arctic Queen'

Double white flowers. One of the most free flowering double Clematis.

Flowering	Long flowering from late spring to summer
Height	2-2.5m (6-8ft)
Site	All aspects except north facing
Pruning	Light prune in early spring

Clematis 'Cassis'

Double, plum red-purple flowers with outstanding longevity.

Flowering	Early summer in the garden, early winter indoors
Height	2-2.5m (6-8ft) outdoors
Site	Garden & indoors
Pruning	Hard prune in early spring

Clematis 'Cezanne'

Large, single, sky blue flowers with a yellow centre.

Flowering	Spring to late summer
Height	1.5m (5ft)
Site	Any site with partial shade
Pruning	Once in spring down to 30cm (12")

Clematis 'Chantilly'

Delicate, very pale pink flowers with a deeper pink central bar.

Flowering	Spring to late summer
Height	1.5m (5ft)
Site	Any site with partial shade
Pruning	Once in spring down to 30cm (12")

Clematis 'Chevalier'

An extremely free-flowering Clematis for growing in containers or the smaller garden. Flowers open a velvet purple & age to mid blue.

Flowering	Early to mid summer & late summer to early autumn
Height	1.2-1.5m (4-5ft)
Site	Any aspect
Pruning	Prune to 30cm (12") in early spring

Clematis 'Crystal Fountain'

Amazing double, light blue flowers with a centre of creamy yellow stamens.

Flowering	Late spring/early and late summer
Height	2m (6ft)
Site	Any aspect
Pruning	Light prune in early spring

***Clematis* 'Josephine'**

Dramatic double, lilac flowers with a pink bar.
Flowering Late spring to early autumn
Height 2-2.5m (6-8ft)
Site South, west or east facing positions
Pruning Light prune in early spring

***Clematis* 'Kingfisher'**

Large, free-flowering kingfisher blue flowers.
Flowering Early to late summer
Height 2-2.5m (6-8ft)
Site Any aspect
Pruning Light prune in early spring

***Clematis* 'Ooh La La'**

Beautiful pink striped flowers. Compact and extremely free-flowering.
Flowering Spring to late summer
Height 1.2-1.5m (4-5ft)
Site Any site in partial shade
Pruning Once in spring down to 30cm (12")

***Clematis* 'Parisienne'**

Large, single violet flowers with a red centre. Compact and free-flowering.
Flowering Spring to late summer
Height 1.2m (4ft)
Site Any site in partial shade
Pruning Once in spring down to 30cm (12")

***Clematis* 'Rebecca'**

Stunning, large bright red flowers in late spring to early summer.
Flowering Late spring to early summer
Height 2-2.5m (6-8ft)
Site Any aspect
Pruning Light prune in early spring

***Clematis* 'Rosemoor'**

Good, strong reddish-purple flowers with yellow stamens.
Flowering Early to late summer
Height 2-2.5m (6-8ft)
Site Any aspect
Pruning Light prune in early spring

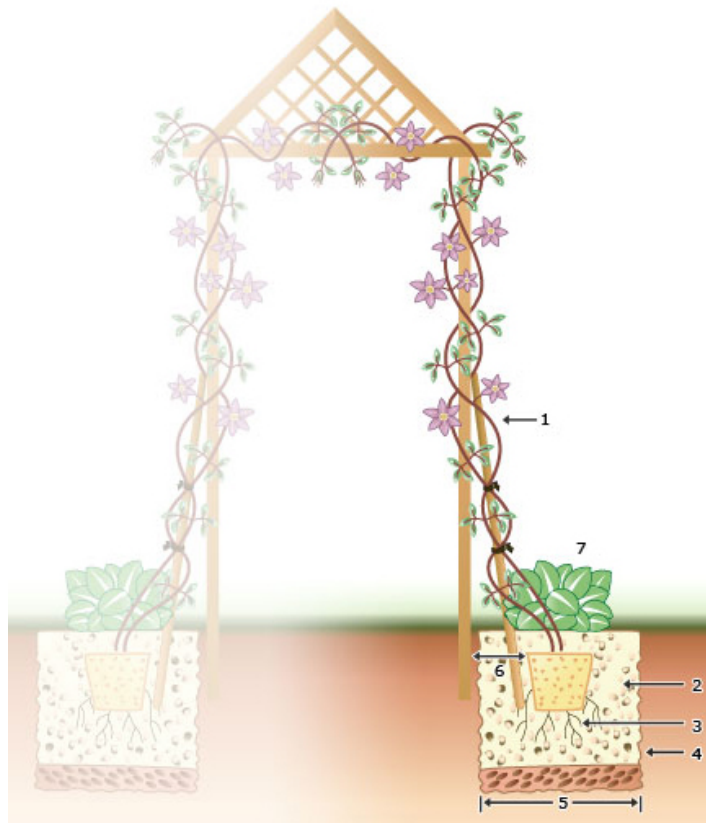
***Clematis* 'Reflections'**

Launched at Hampton Court 2010
Pretty semi-double lilac-blue flowers with purple-red anthers.
Flowering Early to late summer
Height 1.8m (6ft)
Site Any aspect
Pruning Early spring to 30cm (12")

***Clematis* 'Shimmer'**

Launched at Hampton Court 2010
Impressive deep lilac blue flowers with paler central bar.
Flowering Early to late summer
Height 1.8m (6ft)
Site Any aspect
Pruning Early spring to 30cm (12")

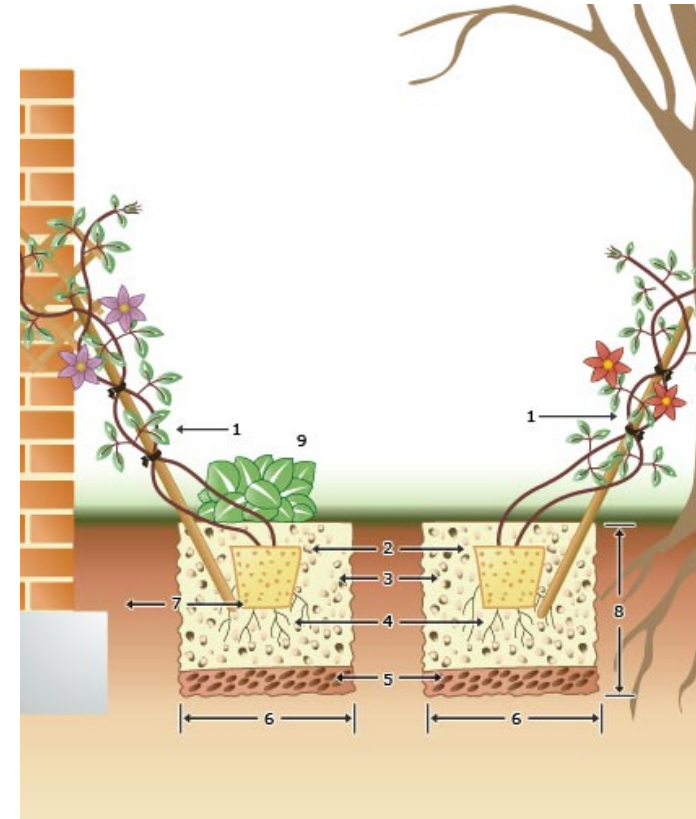
Growing Clematis over an arch:



Clematis make a superb adornment for arches. Consider using two planted either side for full cover.

1. Use a strong cane to lead shoots to main framework.
2. Top of rootball at least 5cm below soil level.
3. Loosen rootball and plant in mixture of loam, peat or peat substitute.
4. Line hole base with well-rotted garden compost or manure.
5. Hole width and depth approximately 45cm by 45cm.
6. Base of plant at least 15cm from main arch vertical.
7. Consider providing shade to roots with low-growing shallow rooted plants.

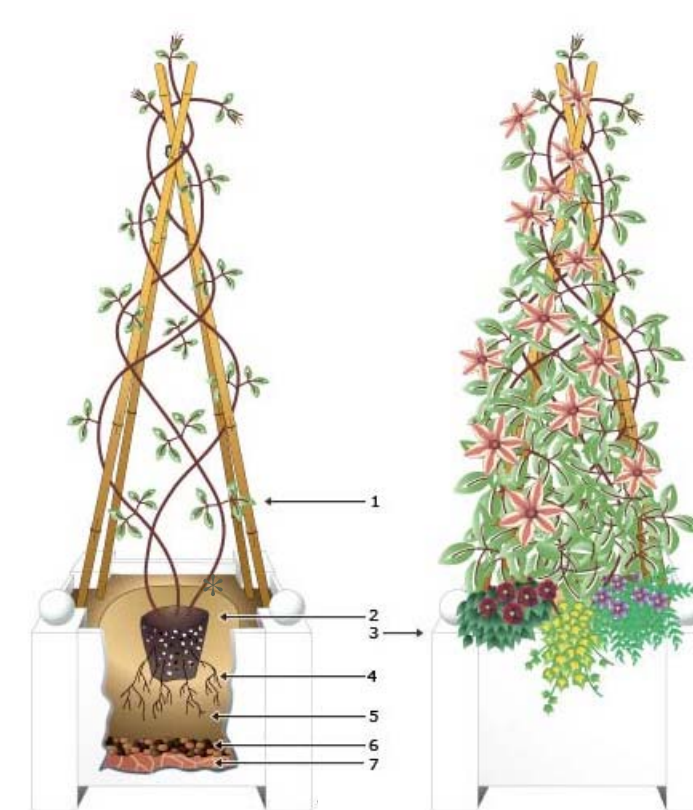
Growing Clematis up a tree or wall:



A popular use of Clematis is to add colour to plain structures such as walls or fences. Similar planting techniques can also be used to train Clematis into trees.

1. Use a strong cane to lead shoots to main framework.
2. Top of rootball at least 5cm below soil level.
3. Mixture of loam, peat or peat substitute and bonemeal.
4. Main base roots slightly loosened prior to planting.
5. Line hole base with well-rotted garden compost or manure.
6. Hole width and depth 45cm.
7. Base of plant at least 45cm from base of wall.
8. Add low-growing, shallow rooted plants to shade roots.

Growing Clematis on a patio:



Clematis grown in containers are a beautiful way to add height to a patio or courtyard garden.

1. Obelisk support/or canes tied wigwam fashion.
2. Root crown buried 5cm below soil surface.
3. Soil surface covered with low-growing plants to provide shade for root system.
4. Loosen out main base roots prior to planting.
5. Use loam based compost such as John Innes No.3.
6. Base drainage aided by layer of small stones or pea gravel.
7. Place pebbles or broken pottery over drainage holes.